Central Arizona Project Service Area Model

GlobalSantaCruz

F. Lowest Demand, Historic [EMSBS]

Slow growth rate, dense urbanization growth pattern, historic climate, Ag pumping capacity equal to the max gw use from 2003 to 2013 plus additional DCP pumping capacity. Pairwise comparison to Scenario E.

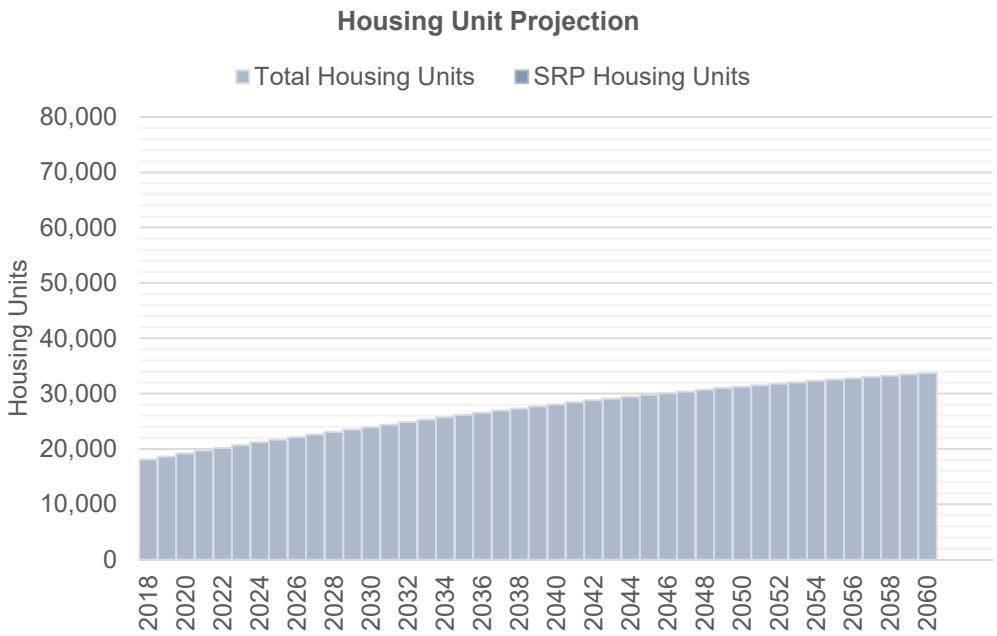

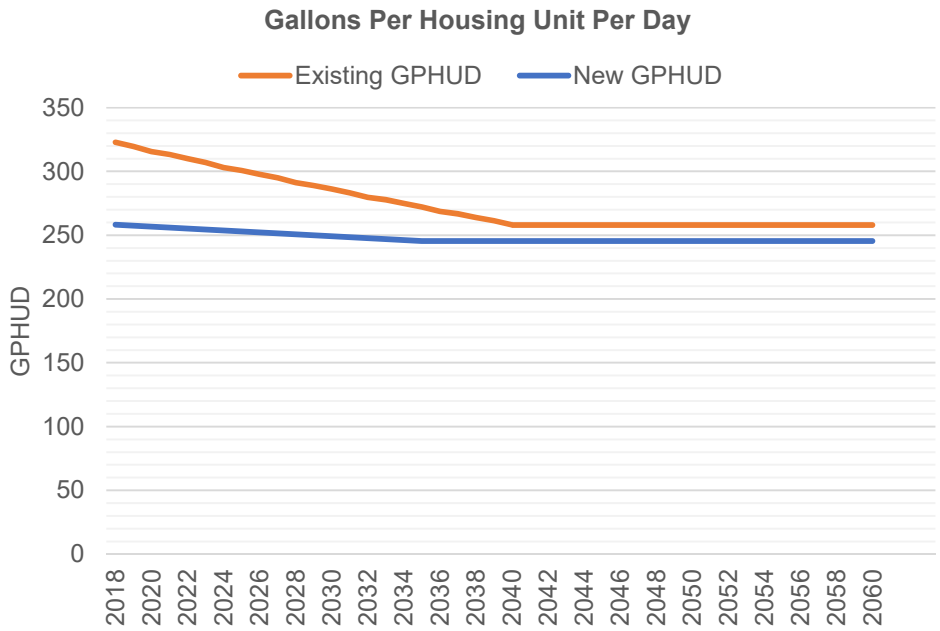

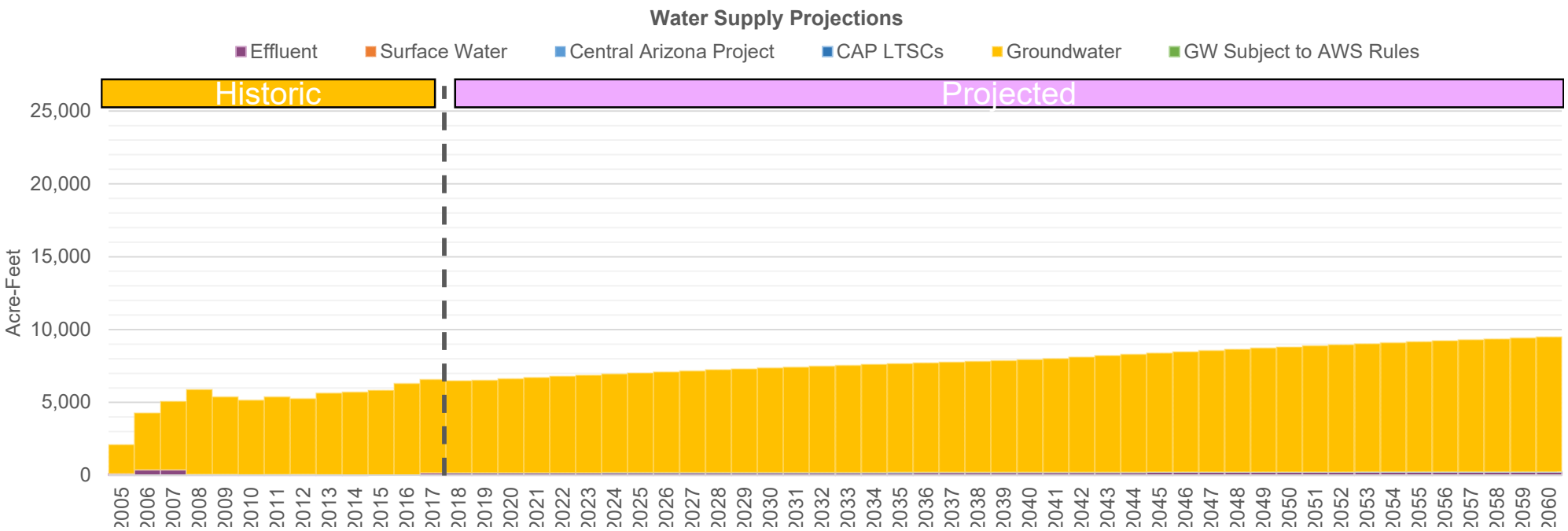

GlobalSantaCru

Central Arizona Project Service Area Model

F. Lowest Demand, Historic [EMSBS]

10/21/19 4:40 PM

	Demand Assumptions				Water Supply Projections (Acre-Feet)									
Date	Housing Units		GPHUD		Effluent	Surface Water		Central Arizona Project				Groundwater		Unknown
	Total	SRP	Existing	New		SRP	Non-SRP	Direct	ASR	Storage	Recovery	Non-Repl.	Replenished	
2018	18,080	0	323	258	167	0	0	0	0	0	2	6,319	0	0
2019	18,619	0	320	258	167	0	0	0	0	0	2	6,367	0	0
2020	19,161	0	316	257	168	0	0	0	0	0	2	6,458	0	0
2021	19,697	0	313	256	171	0	0	0	0	0	2	6,545	0	0
2022	20,189	0	310	255	173	0	0	0	0	0	2	6,625	0	0
2023	20,694	0	307	254	175	0	0	0	0	0	2	6,702	0	0
2024	21,189	0	303	254	177	0	0	0	0	0	2	6,780	0	0
2025	21,674	0	301	253	179	0	0	0	0	0	2	6,852	0	0
2026	22,148	0	298	252	181	0	0	0	0	0	2	6,922	0	0
2027	22,613	0	295	251	183	0	0	0	0	0	2	6,989	0	0
2028	23,067	0	291	251	185	0	0	0	0	0	2	7,057	0	0
2029	23,511	0	289	250	186	0	0	0	0	0	2	7,115	0	0
2030	23,959	0	286	249	188	0	0	0	0	0	2	7,176	0	0
2031	24,414	0	283	248	190	0	0	0	0	0	2	7,238	0	0
2032	24,859	0	280	248	191	0	0	0	0	0	2	7,304	0	0
2033	25,293	0	278	247	193	0	0	0	0	0	2	7,357	0	0
2034	25,717	0	275	246	194	0	0	0	0	0	2	7,413	0	0
2035	26,132	0	272	245	196	0	0	0	0	0	2	7,465	0	0
2036	26,536	0	269	245	197	0	0	0	0	0	2	7,528	0	0
2037	26,931	0	267	245	199	0	0	0	0	0	2	7,576	0	0
2038	27,316	0	264	245	200	0	0	0	0	0	2	7,628	0	0
2039	27,691	0	261	245	202	0	0	0	0	0	2	7,679	0	0
2040	28,057	0	258	245	203	0	0	0	0	0	2	7,734	0	0
2041	28,416	0	258	245	204	0	0	0	0	0	2	7,815	0	0
2042	28,765	0	258	245	206	0	0	0	0	0	2	7,910	0	0
2043	29,106	0	258	245	209	0	0	0	0	0	2	8,002	0	0
2044	29,438	0	258	245	211	0	0	0	0	0	2	8,101	0	0
2045	29,760	0	258	245	214	0	0	0	0	0	2	8,179	0	0
2046	30,075	0	258	245	216	0	0	0	0	0	2	8,265	0	0
2047	30,380	0	258	245	218	0	0	0	0	0	2	8,348	0	0
2048	30,678	0	258	245	221	0	0	0	0	0	2	8,438	0	0
2049	30,967	0	258	245	223	0	0	0	0	0	2	8,507	0	0
2050	31,248	0	258	245	225	0	0	0	0	0	2	8,583	0	0
2051	31,521	0	258	245	227	0	0	0	0	0	2	8,658	0	0
2052	31,786	0	258	245	229	0	0	0	0	0	2	8,740	0	0
2053	32,044	0	258	245	231	0	0	0	0	0	1	8,799	0	0
2054	32,294	0	258	245	232	0	0	0	0	0	1	8,868	0	0
2055	32,537	0	258	245	234	0	0	0	0	0	1	8,934	0	0
2056	32,772	0	258	245	236	0	0	0	0	0	1	9,009	0	0
2057	33,012	0	258	245	238	0	0	0	0	0	1	9,061	0	0
2058	33,246	0	258	245	239	0	0	0	0	0	1	9,125	0	0
2059	33,472	0	258	245	241	0	0	0	0	0	1	9,186	0	0
2060	33,692	0	258	245	243	0	0	0	0	0	1	9,258	0	0